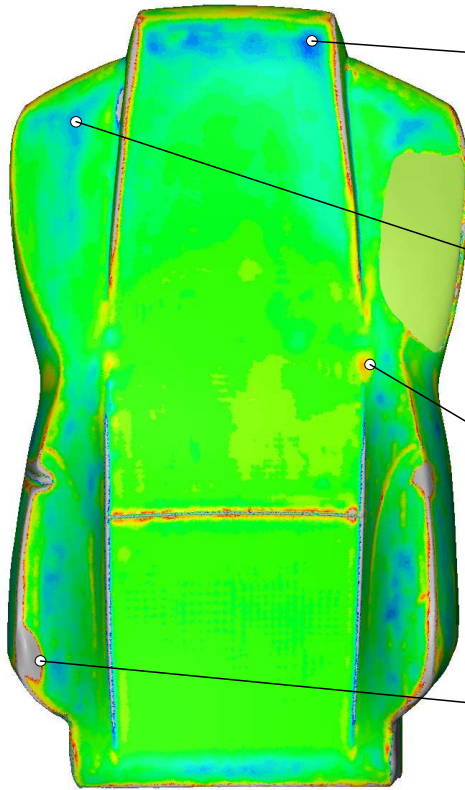
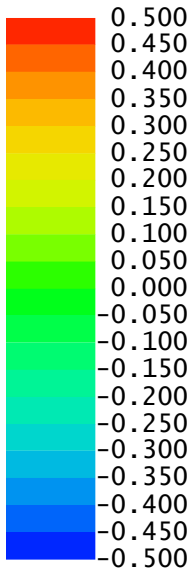


Voorbeeld Rapport
Introtech Eng. & Cons. BV



Chauffeursstoel

Chauffeursstoel
S.Kuiper
20-06-2009

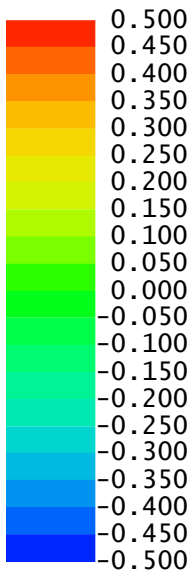


	Nominal	Actual	Dev
X	684.115	684.006	-0.109
Y	-182.129	-182.084	0.046
Z	-2500.753	-2501.143	-0.390
3D	-	-0.408	-0.408

	Nominal	Actual	Dev
X	593.782	593.745	-0.037
Y	97.873	97.804	-0.069
Z	-2533.535	-2533.825	-0.289
3D	-	-0.300	-0.300

	Nominal	Actual	Dev
X	300.790	300.808	0.018
Y	-240.649	-240.588	0.061
Z	-2491.156	-2490.961	0.196
3D	-	0.206	0.206

	Nominal	Actual	Dev
X	-37.310	-37.531	-0.221
Y	156.271	155.748	-0.523
Z	-2376.183	-2375.064	1.120
3D	-	1.255	1.255




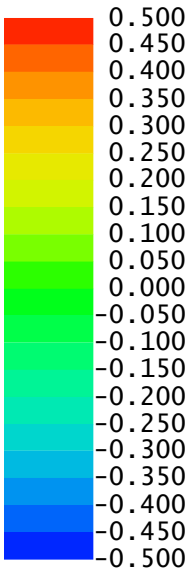
	Nominal	Actual	Dev
X	573.375	573.334	-0.041
Y	-94.952	-94.920	0.032
Z	-2591.062	-2590.582	0.479
3D	-	-0.482	-0.482

	Nominal	Actual	Dev
X	545.131	545.160	0.029
Y	-157.475	-157.491	-0.017
Z	-2589.384	-2589.637	-0.253
3D	-	0.256	0.256

	Nominal	Actual	Dev
X	109.082	109.037	-0.045
Y	151.224	151.430	0.206
Z	-2585.938	-2586.526	-0.588
3D	-	0.625	0.625

	Nominal	Actual	Dev
X	-162.037	-162.048	-0.010
Y	-110.307	-110.064	0.243
Z	-2545.211	-2541.809	3.402
3D	-	-3.411	-3.411

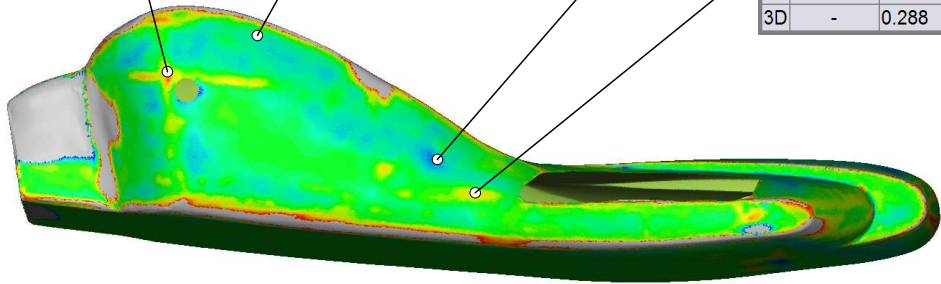
3D compare 	Part-Nr.: 210-b Draw.-Nr.: 2009-325	Date: 20-06-2009 Editor: S.Kuiper
	Refeling 60 5672 CK Nuenen The Netherlands Tel: +31 (0)40 2906944	Mat. Thickness: NA Upper Tolerance: 0.2mm Lower Tolerance: -0.2mm
Page 2 of 3 Pages		



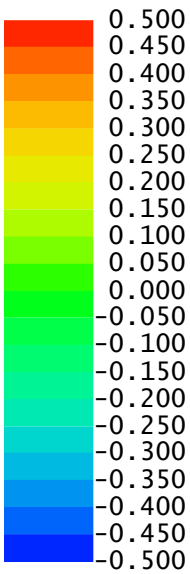
	Nominal	Actual	Dev
X	-35.085	-35.148	-0.063
Y	-332.739	-332.997	-0.259
Z	-2405.162	-2405.130	0.031
3D	-	0.268	0.268

	Nominal	Actual	Dev
X	53.117	53.091	-0.026
Y	-323.803	-323.624	0.179
Z	-2370.127	-2370.194	-0.067
3D	-	-0.193	-0.193

	Nominal	Actual	Dev
X	231.510	231.408	-0.102
Y	-320.232	-319.909	0.322
Z	-2492.389	-2492.472	-0.083
3D	-	-0.348	-0.348



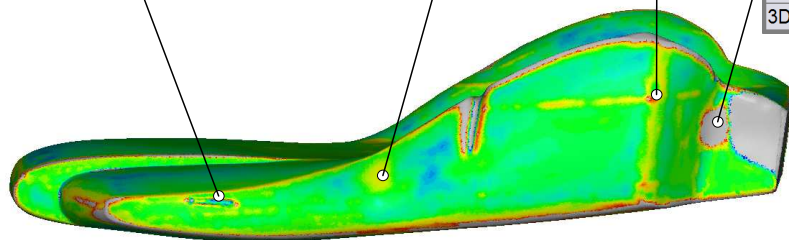
	Nominal	Actual	Dev
X	269.979	270.013	0.033
Y	-317.846	-318.119	-0.274
Z	-2524.732	-2524.650	0.082
3D	-	0.288	0.288



	Nominal	Actual	Dev
X	485.661	485.672	0.010
Y	175.285	175.897	0.612
Z	-2559.562	-2559.737	-0.175
3D	-	0.637	0.637


	Nominal	Actual	Dev
X	293.250	293.291	0.041
Y	139.121	139.297	0.176
Z	-2534.665	-2534.590	0.075
3D	-	0.196	0.196

	Nominal	Actual	Dev
X	-30.148	-30.258	-0.110
Y	191.015	191.388	0.373
Z	-2441.639	-2441.656	-0.018
3D	-	0.389	0.389



	Nominal	Actual	Dev
X	-101.634	-102.400	-0.767
Y	120.211	122.502	2.291
Z	-2471.995	-2472.270	-0.275
3D	-	2.431	2.431



3D compare 	Part-Nr.: 210-b Draw.-Nr.: 2009-325	Date: 20-06-2009 Editor: S.Kuiper
	Refeling 60 5672 CK Nuenen The Netherlands Tel: +31 (0)40 2906944	Mat. Thickness: NA Upper Tolerance: 0.2mm Lower Tolerance: -0.2mm
Page 3 of 3 Pages		